

Modified Article	Date of Application	Date of Publication
1. (a)	01/01/2021	01/01/2021
2.1 HELMET (Table)	01/01/2021	01/01/2021

1. APPLICATION

- (a) [Each occupant of an *Automobile* must comply with the apparel requirements for that *Competition*. Any non-compliant apparel may be impounded by the *Organiser* for the duration of that *Event*.](#)
- (b) The letters in the following tables represent the applicable standard as detailed in Article 2. These are referenced by apparel type and status of the competition.
- (c) The standards set out in this Schedule are the minimum requirement for the competition or event listed.
- (d) The status of the application refers to the level of competition entered at a given event.
- (e) A passenger in an *Automobile* shall be required to wear apparel as detailed in the *Motorsport Australia Passenger Ride Activity (MSPRA) policy*.
- (f) Any international competition listed on the *FIA International Calendar* will be subject to the standard of apparel detailed in the applicable *FIA Code* and these will supersede the requirements set out below should a conflict arise for the event.

1.1 RACE

	Automobile other than a Superkart		Superkart
	Club Multi-Club State National	International	Club Multi-Club State National
Helmet	A	A	C
Frontal Head Restraint	A	A	B
Flame-retardant Overalls / Other Outerwear	B	A	E
Flame-retardant Underwear	B	A	C
Flame-retardant Balaclava	B	A	D
Footwear	A	A	D
Socks	A	A	C
Gloves	A	A	D

Practice / Demonstrations: Apparel requirements are as per the relevant Event.

1.2 RALLY/ROAD

	Gravel / Tarmac Rally			Other	S1 Rallysprint
	Club Multi-Club	State	National	Club Multi-Club State National	Club Multi-Club State National
Helmet	A	A	A	D	B
Frontal Head Restraint	A	A	A	C	B
Flame-retardant Overalls / Other Outerwear	D	C	B	F	D
Flame-retardant Underwear	B	B	B	C	B
Flame-retardant Balaclava	C	B	B	D	C
Footwear	B	B	A	C	B
Socks	B	B	A	C	B
Gloves (not mandatory for co-drivers)	B	B	A	C	B
<p>Gravel Rally notes: Gravel and Tarmac Rally including Special Stage, Targa Rally, Cross Country Rally and S2 Rallysprint.</p>			<p>Other Rally/Road Event notes: Other rally/road events include, Touring Assemblies, Navigation Assemblies, Economy Runs and other Road Rallies complying with civil road rules. For a Road Rally (Touring Road Event) the apparel requirements applicable to the sub-event being conducted shall apply.</p>		
<p>Practice / Demonstrations: Apparel requirements are as per the relevant Event.</p>					

1.3 OFF ROAD

	Club Multi-Club State National
Helmet	A
Frontal Head Restraint	A
Flame-retardant Overalls / Other Outerwear	C ¹
Flame-retardant Underwear	B ¹
Flame-retardant Balaclava	B ²
Footwear	B
Socks	A
Gloves	A
<p>Off Road notes:</p> <p>¹ If a SFI 3-2A/1 or a single layer flame retardant overall is worn, level A flame retardant underwear must also be worn.</p> <p>² Level A required for any Open Face Helmet.</p> <p>Practice / Demonstrations: Apparel requirements are as per the relevant Event.</p>	

1.4 SPEED (includes DRIFTING and REGULARITY)













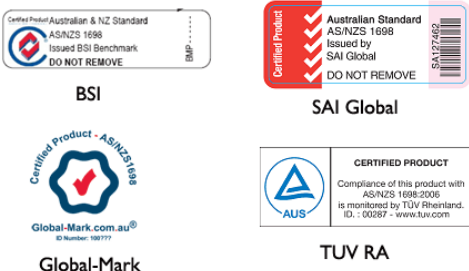

	Club Multi-Club State National	¹ FHR for SPEED Events
Helmet ¹	A/B	<p>A FHR compliant with Standard A and a Helmet compliant with Standard A must be worn when competing in:</p> <p>(a) Each 1st Category (single seater) <i>Automobile</i>, except for:</p> <p>(i) a Superkart; or</p> <p>(ii) a 5th Category <i>Automobile</i> which is exempt from the use of a FHR.</p> <p>(b) Each <i>Automobile</i> the subject of a <i>Motorsport Australia</i> Log Book which applies a RACE, RALLY/ROAD, OFF ROAD or 5th CATEGORY classification that requires the mandatory use of a FHR.</p> <p>The use of a FHR is not required for a Road Registered <i>Automobile</i> for a SPEED Event, except where Article (b) above is applicable.</p> <p>A full-face helmet is highly recommended for a <i>Driver</i> of an open car.</p>
Frontal Head Restraint ¹	A/B	
Flame-retardant Overalls / Other Outerwear	D	
Flame-retardant Underwear	B	
Flame-retardant Balaclava	C	
Footwear	B	
Socks	B	
Gloves	B	



1.5 AUTOTEST

	Motorkhana	Khanacross
	Club Multi-Club State National	Club Multi-Club State National
Helmet	D/B ¹	B
Frontal Head Restraint	C	C
Flame-retardant Overalls / Other Outerwear	F	F/D ²
Flame-retardant Underwear	C	C
Flame-retardant Balaclava	D	D
Footwear	C	C
Socks	C	C
Gloves	C	C
<p>Motorkhana: ¹Each <i>Driver</i> and (where applicable) passenger of a motorkhana special is required to wear a helmet to Level B standard.</p>		<p>Khanacross: ²<i>Driver</i> and passenger in an open <i>Automobile</i> are required to comply with Level D outerwear.</p>
Practice / Demonstrations: Apparel requirements are as per the relevant Event.		



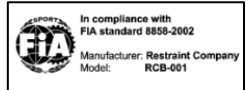



2. APPAREL STANDARDS

2.1 HELMET






Standards	Example Label	FHR Compliant
<p>A Note: For International level Events, only a helmet as specified in FIA Technical List No. 25 (Recognised Standards for Helmets) shall be accepted.</p>		
FIA 8860-2018 and 8860-2018-ABP		Yes
FIA 8860-2010		Yes
FIA 8859-2015		Yes
Snell SA2010 (not valid level A after 31/12/2023) And either FIA 8858-2010 OR FIA 8858-2010 tether anchors (No. etched on the tether anchor)		Yes
Snell SA2010 (Not valid level A after 31/12/2023) and FIA 8858-2002 tether anchors (No. etched on the tether anchor)		Yes
Snell SA2020 and SA2015 and FIA 8858-2010 tether anchors		Yes
Snell SAH 2010 (Not valid level A after 31/12/2023) and FIA 8858-2010 tether anchors		Yes
<p>B Helmet of the Level A Standard</p>		
FIA 8860-2004 (previously Level A – permitted as Level B only as of 01/01/2021)		Yes
Snell SA2005 If used with FHR only fitted with compliant FHR tether anchors – FIA 8858-2002 or FIA 8858-2010.		Yes
BS 6658-85 A/FR If used with FHR only fitted with FHR tether anchors from the manufacturer.		Yes
SFI 31.1, SFI 31.1A, SFI 31.2A, SFI 24.1 (youth helmet standard) Level A Standard		No
Snell SA2000		No
AS/NZS1698 and updates Label may vary depending on approval body.		No
ECE 22 (with 03, 04 or 05 amendments) Label may be on the helmet strap and consist of the E mark with a number which defines the country of origin.		No i.e.4 = Netherlands

C	Full Face Helmet of the Level A Standard			
	Full Face Helmet of the Level B Standard			
	Full Face Helmet of Snell M2000, M2005, M2010, M2015, <u>M2020D/R</u> standard (valid for Superkart competition only)			No
D		Not Mandatory		





2.2 FRONTAL HEAD RESTRAINT (FHR)

Standards	Example Label
A FIA 8858-2010 <i>Hologram compulsory on 8858-2010 yoke manufactured after 01/01/2013</i> FIA 8858-2002	   
B Not mandatory, Level A standard device highly recommended	
C Not mandatory, highly recommended where circumstances are appropriate	 





2.3 FLAME-RETARDANT OVERALLS / OTHER OUTERWARE

Standards	Example Label
A FIA 8856-2018 <i>Hologram compulsory for all items manufactured.</i> FIA 8856-2000 <i>Manufactured before 01/01/2016 do not require a FIA hologram. (Fig 1) Hologram compulsory for items manufactured after 01/01/2016 (Fig 2)</i>	   (Fig 1) (Fig 2)
B Level A; FIA 1986	
C Level A; Level B; SFI3.2A/1 (single layer) or superior SFI standard.	 
D Clothing from ankles to neck to wrists. Clothing of flammable synthetic material, such as nylon, is not acceptable. Level A, B or C overalls are recommended.	
E Minimum of a CIK Level 2 Fabric Overall which must be marked as per the CIK-FIA requirements; or Leather overall, which may be one or two piece, securely fastened at the wrist and ankle and also at the waist of a two-piece suit. In each case the overall must cover the whole body from ankle to neck to wrists.	
F Minimum of short sleeve shirt/t shirt and short pants	





2.4 FLAME-RETARDANT UNDERWEAR

Standards	Example Label
A FIA 8856-2018 <i>Hologram compulsory for all items manufactured.</i> FIA 8856-2000 <i>Hologram compulsory for items manufactured after 01/01/2016</i>	   
B Not mandatory; FIA-standard flame-retardant underwear is recommended	
C Not mandatory	



2.5 FLAME-RETARDANT BALACLAVA

Standards		Example Label	
A	FIA 8856-2018 <i>Hologram compulsory for all items manufactured.</i>		
	FIA 8856-2000 <i>Hologram compulsory for items manufactured after 01/01/2016</i>		
B	A Level A balaclava is required, except where the <i>Driver</i> is wearing a helmet to Level A standard. If a Level A helmet is worn, the wearing of a flame- retardant balaclava is not mandatory, but is recommended		
C	Not mandatory; a motor sport standard balaclava is recommended		
D	Not mandatory		





2.6 FOOTWEAR

Standards		Example Label	
A	FIA 8856-2018 <i>Hologram compulsory for all items manufactured.</i>		
	FIA 8856-2000 <i>Manufactured before 01/01/2016 do not require a FIA hologram. (Fig 1) Hologram compulsory for items manufactured after 01/01/2016 (Fig 2)</i>		
B	Level A or shoes with leather uppers that cover the foot. Shoes which have a leather upper but which include elasticised ankle regions are acceptable (e.g. elastic-sided work boots)		
C	Enclosed shoes		
D	Abrasion-resistant footwear which covers and protects the ankles		

2.7 FLAME-RETARDANT SOCKS

Standards		Example Label	
A	FIA 8856-2018 <i>Hologram NOT compulsory for socks.</i>		
	FIA 8856-2000 <i>Hologram NOT compulsory for socks.</i>		
B	Not mandatory; FIA-standard flame-retardant socks are strongly recommended		
C	Not mandatory		

2.8 GLOVES

Standards		Example Label	
A	FIA 8856-2018 <i>Hologram compulsory for all items manufactured.</i>		
	FIA 8856-2000 <i>Hologram compulsory for items manufactured after 01/01/2016</i>		
B	Not mandatory; FIA-standard flame-retardant gloves are strongly recommended		
C	Not mandatory		
D	Abrasion-resistant gloves that cover and protect the hands and wrists (including the fingers)		

3. FURTHER REQUIREMENTS

These requirements are in addition to the other Articles of Schedule D.

3.1 GENERAL

- (a) Each *Driver* shall continue to comply with the requirement of the *NCR* until such time as they exit their *Automobile*, or for a *Rally/road Event* until the completion of a competitive section/stage – refer also to Table 1.2.
- (b) Apparel shall be worn as the manufacturer intended.
- (c) Individual category or *Event* regulations may require higher standards of apparel than those detailed in Article 1 and 2. In such cases the higher standard shall apply.

3.2 BADGES AND EMBROIDERY OR PRINTING/TRANSFERS

The attachment of badges, use of embroidery or any printing/transfers on overalls can have a detrimental effect on the protection afforded by the garment.

- (a) **Badges:** For apparel complying to the *FIA* 8856-2000 or 8856-2018 standard, it is mandatory that all badges attached to the garment have a flame-resistant backing and be attached only with flame-resistant thread to the outer layer of the garment only. For all garments the number and size of badges should be kept to the minimum required to meet commercial and regulatory obligations
- (b) **Embroidery:** For apparel complying to the *FIA* 8856-2000 or 8856-2018 standard, it is mandatory that all embroidery be done using flame-resistant thread. Embroidery is only permitted to the outer layer of the garment. This is strongly recommended for all apparel.
- (c) **Printing/Transfers:** For apparel complying to the *FIA* 8856-2000 8856-2018 standard any printing or transfer is permitted to be done only by the manufacturer. A competitor may be asked to demonstrate proof that any printing or transfer has been done only by the manufacturer.

3.3 HELMET REQUIREMENTS

- (a) **Style:**
 - (i) In addition to the helmets approved for use above, each helmet shall be one of the following design types; full face or open face. An open-faced helmet is defined as a helmet that, as a minimum, covers the hairline of the average person and includes covering the ears.
 - (ii) Specifically excluded are helmets that do not cover, when viewed in side elevation, the area from the top of the ear to the bottom of the jaw, commonly referred to as a 'skull cap' style.
- (b) **Modifications:**
 - (i) A helmet shall not be modified from its specification as manufactured except in compliance with instructions approved by the manufacturer and one of the standards organisations listed in this schedule, which certified the helmet concerned. Any item added or attached to a helmet (including any camera or camera mount) by any means shall be considered as a modification. Any modifications or additions undertaken may invalidate the helmet certification.
 - (ii) Approved modifications may include: Painting or wrapping (vinyl sticker or similar) in compliance with the manufacturer's instructions which may require proof that it has been carried out accordingly.
 - (iii) Adding or attaching of ducting for cooling purposes using components supplied by the manufacturer or in compliance with the manufacturer's instructions. Adding or attaching communication equipment using components supplied by the manufacturer or in compliance with the manufacturer's instructions.

Note: Decoration of helmets is potentially dangerous, and members are warned of the hazard of using paint on approved helmets. Paint, stickers and transfers, or surface treatments can react with helmet shell material and affect its protective capacity; therefore, where a manufacturer provides guidelines or restrictions on the painting or decoration of helmets, these must be followed, using only paint or surface treatment specified by them (air drying acrylic, polyurethane enamel or others) and preferably a painter having their approval. This is particularly important for injection- moulded shells which are not usually suitable for painting.

The shell being painted should be efficiently masked as paint penetrating the interior can affect the performance of the helmet liner. Paints requiring heat curing should not be used and any process should not exceed the maximum temperature of conditioning of the helmet in the standard to which it is approved.

- (c) **Frontal Head Restraints:**
 - (i) The drilling of holes in helmets for the fitment of FHR tether posts shall be undertaken only by the manufacturer of the helmet or an approved manufacturer's agent.
 - (ii) Tether posts may be fitted to helmets that are pre-drilled in accordance with the FHR manufacturer's instructions.
 - (iii) The manufacturer's instructions should also be consulted for any considerations on the use of stickers and transfers.

(d) Accidents & Damage:

A *Competitor* is cautioned against using a helmet which has been damaged or involved in an accident. Helmets shall be deemed by the *Event* officials to be in a suitable condition for motorsport use

3.4 GOGGLES & VISORS

- (a) Goggles or visors must be worn by a *Driver* of an open *Automobile*.

The *Driver* of a convertible *Automobile* with a permanent hard roof shall not be required to wear eye protection provided the *Driver* is not exposed to debris entering the cockpit.

- (b) Those with glass lenses of any kind are not acceptable. Lenses shall be of a plastic material, with high-impact resistance, satisfactory optical qualities and complying with Australian Standard Specification AS 1609-1981, BS4110Z or equivalent international standard (i.e. ECE 22-05, VESC-8 or ANSI Z.87.1). An *FIA* helmet standard may mandate an *FIA* visor.
- (c) Goggles must be configured so as to minimise the entry of dust into the eye from any angle and be positively retained by an elastic strap behind the head or helmet. Conventional-style glasses are not acceptable but may be worn underneath goggles or visor.

3.5 HEARING PROTECTION

It is recommended that hearing protection devices (ear plugs) be worn at all times when exposed to high levels of noise.

3.6 PIT CREW APPAREL – CIRCUIT RACES

- (a) Each person working on an *Automobile* in the pit or paddock area must at least wear shoes and socks, short pants and a short sleeved shirt. Each pit crew person must be neatly attired. The *Organiser* is authorised to refuse entry to the pit area of any person unsuitably attired.
- (b) In a circuit race where a refuelling operation is permitted, each person must at least wear shoes and socks, long pants and a short sleeved shirt. Each person involved in a refuelling operation or who is working within one metre of the refuelling or venting point must be attired in the following:
- (i) One-piece overalls of flame-resistant materials extending from neck to wrists to ankles. Where such overalls consist of a single layer of material, separate flame-resistant underwear extending from neck to wrists to ankles must also be worn.
 - (ii) A flame-resistant balaclava which covers the entire head and neck save for one or two eye openings, unless a helmet providing a similar level of protection is worn.
 - (iii) Goggles which cover all exposed areas of skin not covered by the balaclava, or a full-face helmet and visor.
 - (iv) Shoes of leather or other flame-resistant materials which completely cover the feet and which fit closely around the ankle to minimise the ingress of spilt fuel. The soles must be resistant to fuel.
 - (v) Those directly handling fuel shall require socks and gloves which comply with the requirements of the *FIA* 1986 or 8856-2000 or 8856-2018 standard.

3.7 SUPERKART RACES AND PRACTICE

A superkart *Driver* may wear appropriate wet weather clothing in addition to that specified.

3.8 MORATORIUMS

There shall be two years' notice on the implementation of any increased apparel requirements, save for any identified and pressing safety related requirements which may arise or become evident for non-international events.